



भारत सरकार/ GOVERNMENT OF INDIA
श्रम एवं रोजगार मंत्रालय/ MINISTRY OF LABOUR & EMPLOYMENT
श्रम ब्यूरो/ LABOUR BUREAU
'क्लरमोंट', शिमला/ 'Cleremont', Shimla - 171 004
Tel.: (0177)-2653157, 2653158, 2653138, 2652918 Fax: (0177)-2655253
E-mail: rleacpi@gmail.com

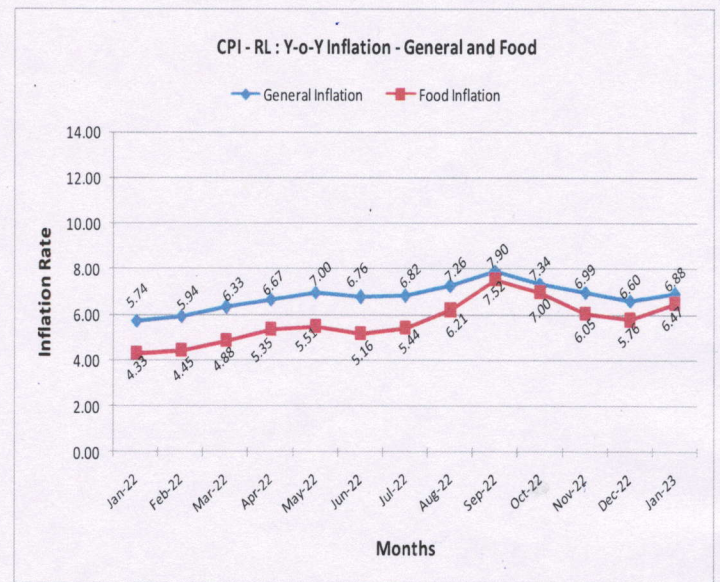
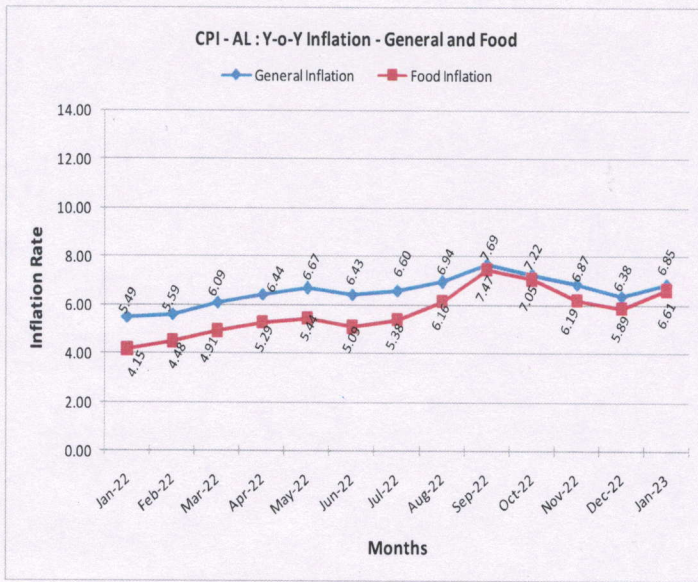
संख्या /No.- 3/21/2022- सी.पी.आई.-ए.एल./आर.एल.

दिनांक/Dated- 20-02-2023

PRESS RELEASE

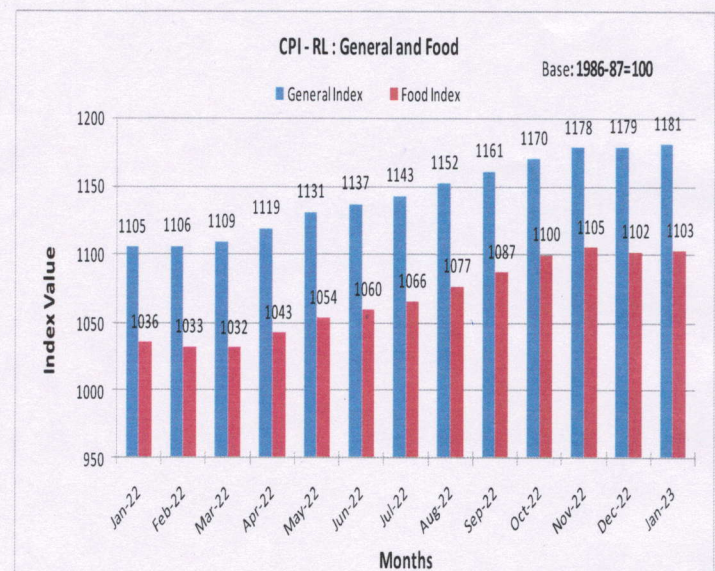
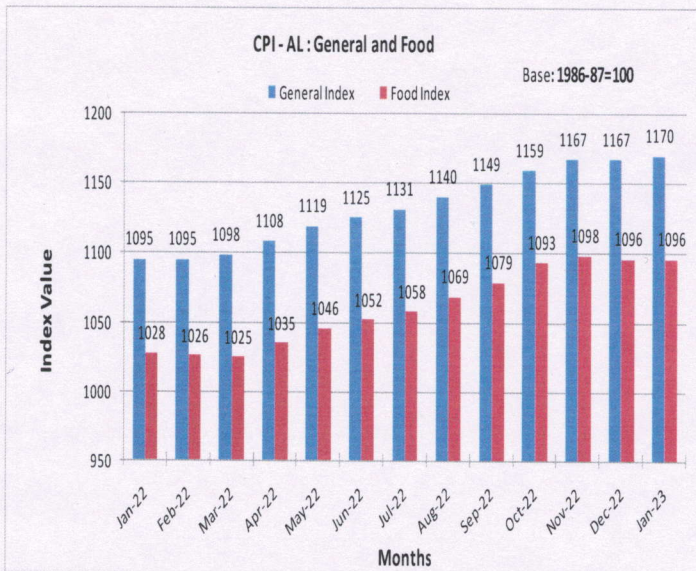
ALL-INDIA CONSUMER PRICE INDEX NUMBERS FOR AGRICULTURAL AND RURAL LABOURERS – JANUARY, 2023

1. The All-India Consumer Price Index Number for Agricultural Labourers and Rural Labourers (Base: 1986-87=100) for the month of January, 2023 increased by 3 and 2 points to stand at 1170 (One thousand one hundred and seventy) and 1181 (One thousand one hundred and eighty one) points respectively. The maximum upward pressure on general index of Agricultural Labourers and Rural Labourers came from miscellaneous group to the extent of 0.68 & 0.63 points respectively mainly due to increase in prices of medicine, barber charges, bus fare, washing shop, etc.
2. The rise/fall in index varied from State to State. In case of Agricultural Labourers, it recorded an increase of 2 to 6 points in 14 States and a decrease of 1 to 12 points in 6 States. Tamilnadu with 1356 points topped the index table whereas Himachal Pradesh with 914 points stood at the bottom.
3. In case of Rural Labourers, it recorded an increase of 1 to 7 points in 13 States and a decrease of 1 to 12 points in 7 States. Tamilnadu with 1345 points topped the index table whereas Himachal Pradesh with 960 points stood at the bottom.
4. Amongst states, the maximum increase in the Consumer Price Index Number for Agricultural Labourers was experienced by Andhra Pradesh, Karnataka, Rajasthan and Tamil Nadu State (6 points each) and for Rural Labourers by Tamil Nadu State (7 points) mainly due to rise in the prices of wheat-atta, jowar, bajra, onion, vegetables & fruits, firewood, etc. On the contrary, the maximum decrease in the Consumer Price Index Numbers for Agricultural Labourers and Rural Labourers was experienced by Assam State (12 points each) mainly due to fall in the prices of rice, fish-fresh, chillies green, vegetables & fruits, etc.
5. Point to point rate of inflation based on the CPI-AL and CPI-RL stood at 6.85% & 6.88% in January, 2023 compared to 6.38% & 6.60% respectively in December, 2022 and 5.49% and 5.74% respectively during the corresponding month of the previous year. Similarly, Food inflation stood at 6.61% & 6.47% in January, 2023 compared to 5.89% & 5.76% respectively in December, 2022 and 4.15% & 4.33% respectively during the corresponding month of the previous year.



6. All-India Consumer Price Index Number (General & Group-wise):

Group	Agricultural Labourers		Rural Labourers	
	December, 2022	January, 2023	December, 2022	January, 2023
General Index	1167	1170	1179	1181
Food	1096	1096	1102	1103
Pan, Supari, etc.	1955	1965	1964	1974
Fuel & Light	1292	1295	1284	1286
Clothing, Bedding & Footwear	1229	1235	1269	1274
Miscellaneous	1232	1237	1236	1241



7. The CPI – AL and RL for the month of February, 2023 will be released on 20th March, 2023.


(SHYAM SINGH NEGI)
 DEPUTY DIRECTOR GENERAL